

XYLAZINE TEST STRIPS


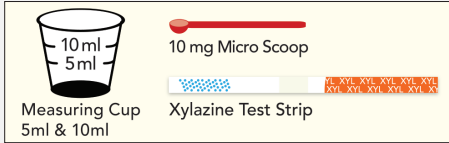
Intended For
Harm Reduction



USER INSTRUCTIONS FOR TESTING CRYSTAL OR POWDERED SUBSTANCES

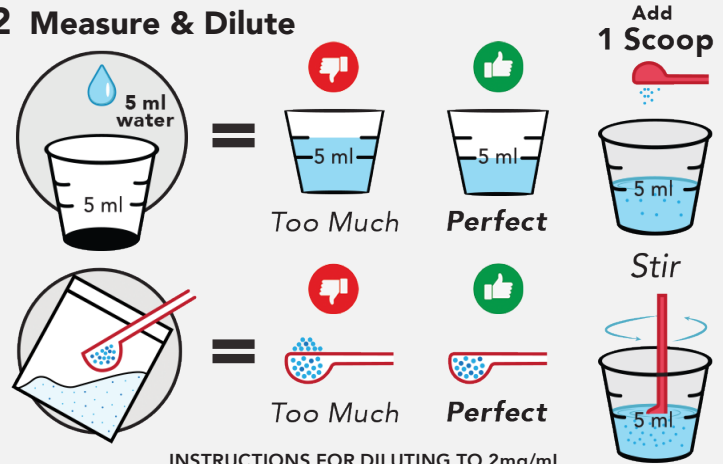
1 Crush & Shake

3 THINGS YOU
NEED TO
START A TEST



A visual guide to testing only a portion of your substance.
This method should only be used if you cannot dilute and test everything.


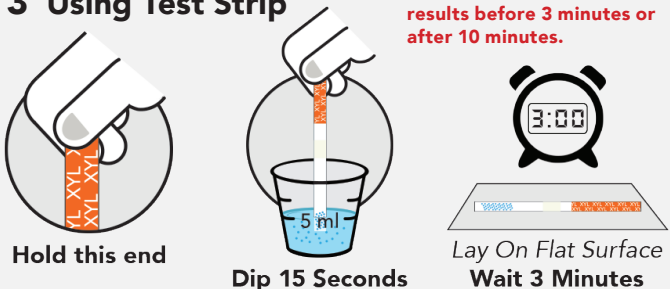
2 Measure & Dilute



INSTRUCTIONS FOR DILUTING TO 2mg/mL

3 Using Test Strip

IMPORTANT: DO NOT read results before 3 minutes or after 10 minutes.

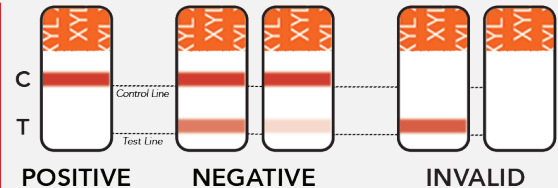


Do not insert beyond dotted area

Hold this end

4 Interpreting The Results

WARNING!
These test strips do not guarantee that your substances are free of xylazine.
NEVER USE ALONE ALWAYS CARRY NALOXONE



One red line on top after waiting three minutes is a **POSITIVE** result for the presence of xylazine.
Two red lines is a **NEGATIVE** result. The lower red line may be significantly lighter than the upper red line. **If you can see it at all after waiting three minutes, no matter how faint, it is still a negative result.**

No red lines (or one red line on the bottom) means the test is invalid. Usually this happens because the liquid did not travel far enough up the strip. Retest with new strip.

XYLAZINE TEST STRIPS

Intended For
Harm Reduction



USER INSTRUCTIONS FOR TESTING SUBSTANCES

What is Xylazine?

Xylazine is a veterinary medication used for sedation and anesthesia. If consumed by humans, xylazine can slow breathing and cause a loss of consciousness that resembles the effects of an opioid overdose. In combination with opioids, xylazine increases the potential for fatal overdose. This makes it challenging to differentiate between an overdose caused by opioids alone, or one caused by a combination. While naloxone will reduce the effects of an opioid overdose, it will not reduce the effects of xylazine.

Limitation:

1. This test strip provides only a qualitative, preliminary analytical result. A secondary analytical test should be used to obtain a confirmed result. Gas chromatography/mass spectrometry (GC/MS) is the preferred confirmatory method.
2. This test strip does not distinguish between illicit drugs and certain medications.
3. This test strip is NOT intended to determine the purity, composition, or if the substance being examined is safe to use.
4. A positive or negative test result is NOT an indication that the substance being examined is safe to use. Many factors come into play when examining the samples, including but not limited to mixture of multiple substances, solubility, and pH of the sample.
5. This test strip does not encourage the use, supply, or production of illegal drugs or controlled substances in any way. This test strip is intended for harm reduction purposes. Follow the advice of your local harm reduction or public health agency.
6. There is a possibility that technical or procedural errors as well as other substances and factors may interfere with the test strip and cause false results.
7. A positive result indicates the presence of xylazine only and does not indicate quantity.
8. A negative result does not at any time rule out the presence of xylazine, as it may be present below the minimum detection level of the test.
9. Do not use after the expiration date. Expiration date is printed on the test strip pouch. Do not use if test strip pouch has been punctured or damaged. Do not reuse test strip.
10. This test strip is NOT to be used to test cocaine, methamphetamine, ketamine or any other non-opioid substances.

In the case of emergencies

In the event of a suspected drug overdose, administering naloxone is crucial to counteract potential opioid effects. **According to the CDC naloxone does not reverse the effects of xylazine.** However, considering that xylazine is frequently used in conjunction with opioids like fentanyl, it is still recommended to administer naloxone. Promptly calling 911 for further medical assistance is essential, as the effects of xylazine will persist even after naloxone has been administered.

For Testing Pharmaceutical Pills

Unless you have your own prescription, always test pharmaceutical pills. Counterfeit pharmaceutical pills containing xylazine look exactly like real ones.

- 1 Crush the whole pill into a fine powder.
- 2 Pour the powder into a cup.
- 3 Add 4 tablespoons (approximately 1 shot glass) of water into the cup.
- 4 Stir the mixture well.
Some material may not dissolve completely, it is okay. **Proceed to STEP 3 of the Quick Guide. See reverse side.** ←